

Children & Young People's Plan Performance Report March 2011

Audience:

Peter Duxbury	Director of Children's Services
Andy Breckon	Assistant Director
Sue Westcott	Assistant Director
Debbie Barnes	Assistant Director
Stuart Carlton	Assistant Director
Allan Kitt	Assistant Director

Outcome Leads:

Allan Kitt



Sue Westcott



Andy Breckon



Debbie Barnes



Stuart Carlton



Stuart Carlton is also the Outcome Lead for Service Management

Contents

Part 1 – Overall Performance Summary (p3)

Part 2 – Be Healthy

- 2.1 Performance summary
- 2.2 Detailed performance indicator report

Part 3 – Stay Safe

- 3.1 Performance summary
- 3.2 Detailed performance indicator report

Part 4 – Enjoy And Achieve

- 4.1 Performance summary
- 4.2 Detailed performance indicator report

Part 5 – Make A Positive Contribution

- 5.1 Performance summary
- 5.2 Detailed performance indicator report

Part 6 – Achieve Economic Well-being

- 6.1 Performance summary
- 6.2 Detailed performance indicator report

Part 7 – Service Management

- 7.1 Performance summary
- 7.2 Detailed performance indicator report



Children and Young People’s Plan
Performance for the period March 2011

**Summary Performance Report
Children & Young People’s Plan**

Overall progress of the 6 outcomes:

Be Healthy	Stay Safe	Enjoy & Achieve	Positive Contribution	Economic Well Being	Service Management

CYPP Performance Indicators – status:

			Missing Data	Not due to be reported yet	TOTAL REPORTED
26% (18)	23% (16)	51% (36)	(0)	()	(70)






Children and Young People’s Plan (CYPP)
Performance for the period March 2011

Be Healthy 

Please provide a few sentences to sum up performance in your outcome

Summary

Although there continues to be areas where outcomes are not meeting planned performance levels; clear performance management strategies and action plans are in place to improve them. Stakeholders and service users are involved in multidisciplinary groups to improve all of these areas. In some cases such as Breastfeeding and Teenage Pregnancy the ambitious targets set did not fully take into account actual baseline levels. Therefore, the revised Breastfeeding targets at 6 to 8 weeks are very welcome. As for Teenage Pregnancy we should note that our levels in Lincolnshire are lower than those for the East Midlands and England. Nevertheless, we are not complacent and are aware that there are areas across the county which demonstrate significantly higher rates than the Lincolnshire average which require specific targeted interventions.

			Missing Data	Not due to be reported yet	TOTAL REPORTED
22% (3)	7% (1)	71% (10)	0% (0)	0% (0)	(14)

Things that are not working as well as planned

NI052i Take up of school lunches (primary)

This is a decline from 27.03% (-2.01%) from 2009/10 figures however there has been a substantial increase in the number of primary school pupils eligible for FSMs. The NHS Lincolnshire Obesity Forum plans to work with The Food For Life Programme to actively support the uptake of school meals.

NI052ii Take up of school lunches (secondary)

This is an increase from 29.59% (+2.01%) from 2009/10 figures. The NHS Lincolnshire Obesity Forum plans to work with The Food For Life Programme to actively support the uptake of school meals.

NI053i Percentage of infants being breastfed at 6-8 weeks (breastfeeding prevalence)

Initiation of breastfeeding at birth in England as a whole in 2010/11 was 73.7%, in the East Midlands 72% of babies started to breastfeed straight after birth. In Lincolnshire 72% of babies were breastfed during the first hours of life.

In 2010/2011 in England 46% of babies were still being either partially or exclusively breastfed at 6 to 8 weeks post birth. Within Lincolnshire only 39% of babies continued to receive breast milk at 6 to 8 weeks of age. Refreshed targets recently accepted by the Strategic Health Authority are: 40.4% for 2011/12, 41.4% for 2012/13 and 42.4% in 2013/14. These refreshed targets reflect the actual prevalence baseline experienced in Lincolnshire and allow the development of realistic increases in the numbers of babies breastfeeding at 6 to 8 weeks. To achieve positive health outcomes within Lincolnshire the action plan includes employing 3.6 WTE Infant Feeding Coordinators, working across Acute and Community settings to coordinate and oversee: P.T.O

- The UNICEF Baby Friendly programme in Lincolnshire is well under way, this will build capacity within staff groups to reach the critical mass of appropriately trained and experienced staff to improve the rates by up to 2% per year when complete in 2 years time.
- Mandatory training and CPD for all healthcare staff including Paediatricians, Health Visitors, Neonatal staff, etc are organised and delivered across the county
- Breaststart support groups are based across the county
- Over 200 volunteers are supported by the health community
- Breastfeeding cafes are available in Gainsborough and Grantham with a further one due to open in Market Rasen

An active Breastfeeding Action Group has been running since May 2010. This is multidisciplinary meeting including representation from service users and third sector groups: an excellent forum to identify issues and action them

NI055i Percentage of children in Reception with height and weight recorded who are obese

The 2009/10 data has just been published and showed a further increase in the percentage of children who were measured as obese. Data recording in both age cohorts achieved the necessary 85.0% coverage threshold at 94.2% and 88.3% respectively. The tables show:

- Obesity levels were 1.6% over plan for Year R (10.8% compared to 9.2% plan) and 2.1% over for Year 6 (19.5% compared to 17.4% plan).
- Both cohorts increased by 1% on the previous year (2008/09) and at a larger rate than nationally.
- The rates rank Lincolnshire 113th nationally for Reception Year and 83rd for Year 6 (7th and 6th within the SHA). The percentage of obese children measured in Reception and Year 6 in 2009/10 have increased from 2008/09 by around 1%: 9.9% to 10.8% in Reception & 18.5% to 19.5% in Year 6. The England percentage has stabilised at 9.8% for Reception & 18.7% for Year 6.

The increase in obesity within Lincolnshire as a whole between Reception and Year 6 is around 8%. However, there is considerable variation within different District Council areas; 5% in North Kesteven demonstrates the smallest increase and at 12% in South Holland is the greatest, closely followed by Boston. Similar results are demonstrated within GP Consortia areas.

We know nationally there is a close relationship between deprivation and obesity. Nonetheless, the picture in Lincolnshire it is not so simple. The largest numbers of overweight children at ages 4/5 years of age are found within the most deprived populations. Interestingly, the numbers of overweight children measured in year 6 within this deprived group reduces significantly. More affluent groups all have lower numbers of overweight children in reception year, however only very affluent groups show a decrease in weight gain in year 6. There is a direct correlation between obesity levels and deprivation in Lincolnshire, where the most deprived groups have higher levels of obesity compared to more affluent groups. Nevertheless, the differences between the groups are not significant.

When we examine the genders of the children; there is little difference between males and females in reception year. However, the boys in Year 6 are more likely to be obese than girls.

Whilst it is recognised that there are a number of national and local initiatives aimed at preventing childhood obesity, there is yet to be a systematic drive in this area within the county. To this end, NHS Lincolnshire and Lin

- Develop systematic, comprehensive and evidence-based early interventions to reduce childhood obesity, across:
 - o Antenatal and postnatal periods

- o Early Years
- o Primary Schools, and
- o Secondary Schools

- Establish interventions by non NHS agencies to support NHS services along an obesity care pathway within four tiers:

- o Tier Universal / The Environment
- o Tier 1 Primary Prevention Activities
- o Tier 2 Targeted Interventions
- o Tier 3 Intensive Interventions

- Plan and performance manage the future strategy.

Programme Achievements to date (reflecting the CYP agenda):

- Investment in infant feeding co-ordinators and training of health and non-health staff. Breastfeeding interventions have improved breast-feeding rates locally (albeit below an overly ambitious target) (just under 42% for Q1 of 2010)
- The local child height and weight measurement programme has achieved a satisfactory coverage across Reception and Year Six and provides robust data
- Over 500 obese and overweight children (and their families) engaged in a series of pilot 'Fit Kids' programmes across Lincolnshire
- A series of Healthy Weight, Healthy Lives interventions through Lincolnshire Healthy Schools for early years, primary and secondary schools
- A pilot that has successfully evaluated the re-design of school play grounds that supports greater physical activity in structured and free play (the 'MSTP Project')
- The improvement of schools access for walking and cycling in over 50 Lincolnshire schools
- Over 8,500 people (including 1,000 children) have engaged with the community food and health schemes

NI056i Percentage of children in Year 6 with height and weight recorded who are obese

Please note commentary is the same as the above comment for NI55i, which is comprehensive in that it covers all four childhood obesity measures in this report.

NI112: Under 18 conception rate

Teenage pregnancy rates in Lincolnshire have continued to drop in line with National and Regional rates.

Nevertheless, we continue to have areas within the county where the levels of teenage pregnancy remain significantly higher: East Lindsay, Boston and Lincoln City.

The Teenage Pregnancy Team performance over recent years has proved to be cost effective in preventing pregnancy within this vulnerable group. However, work will continue to be focused on the populations within the coastal and city areas to specifically reduce their rates.

The latest figures for 2009 indicate Lincolnshire has 37.5 under-18 conceptions per 1000 15 – 17 year olds, which is below the national average of 38.2 / 1000.

This decrease has been mirrored Nationally and within the East Midlands.

Nevertheless, there are key areas within the county which demonstrate consistently higher rates: East Lindsey, Boston and Lincoln City rates are significantly higher than the rest of Lincolnshire at 43 / 1000, 54 / 1000 and 61 / 1000 respectively. There have been some fluctuation over the years however, with the small numbers involved this would be expected.

Three year targets have just been accepted by the Strategic Health Authority for approval: 36.5 / 1000 for 2012, 36 / 1000 for 2013 and 35.5 / 1000 for 2014

CS061: Percentage children who've received full primary course of 5in1 vaccine by their 1st birthday

Year-To-Date Performance has improved in all 3 areas on 2009/10, but rates are well below the 95% target threshold. 2010/11 rates are comparable to national averages in 2009/10.

Action: NHSL has appointed a dedicated officer to support practices to deliver the childhood immunisation targets.

- Action Plan in practice: data collection improved and coding issues have been addressed
- Individual action plans developed with low reporting GPs to increase coverage.

CS062: Percentage who've recd 3 doses for the primary course for Meningitis C vaccination by 2nd birthday

Please note commentary is the same as the above comment for CS061, which covers the early childhood immunisation measures CS061, CS062 and CS063

CS063: Percentage children who've received the MMR 1 vaccination by their 2nd birthday

Please note commentary is the same as the above comment for CS061, which covers the early childhood immunisation measures CS061, CS062 and CS063

CS064: Percentage of Year 8 girls who receive the full 3 courses of the HPV vaccination

Outturn performance for the 2009/10 school year was 79% against a plan of 90%. Note data from the monthly vaccine uptake collections should be considered provisional. Some denominators are based on school roll data and some on population data. Therefore, the vaccine uptake rates should be regarded as indicative. Annual coverage data is collected in September and it is this annual survey that will provide the formal uptake figures and will be subsequently published as final data.

Action: A number of actions have been agreed with LCHS to increase uptake of HPV vaccinations, including the issuing of follow-up letters and an earlier start to the program. An annual report is due to be release in July 2011 and will be taken to NHSL's Board for approval in June 2010.

Things that are working well or better than planned

NI055ii Percentage of children in Reception with height and weight recorded

Please note commentary is the same as the above comment for NI55i, which is comprehensive in that it covers all four childhood obesity measures in this report.

NI056ii Percentage of children in Year 6 with height and weight recorded

Please note commentary is the same as the above comment for NI55i, which is comprehensive in that it covers all four childhood obesity measures in this report.

NI126: Early access for women to maternity services

The Q2 result of 103.5% demonstrates that there was a higher number of women who were known to maternity services at 12 weeks than who went on to finish their maternities 6 months later. This is possible and highlights the difficulties of accurately measuring service performance using this indicator. At present we do not intend to continue using this indicator in 2011/12. • 12 week Access to Antenatal Care.

Across England approximately 16% of women delay booking into maternity care until after 5 months, this delay often results in worse outcomes for both mother and baby. In Lincolnshire around 85 to 89% of pregnant women book before the 12th week of pregnancy however, information is continually being produced by our maternity units to encourage mothers to attend in early pregnancy and consultations undertaken to understanding why some mothers choose not to attend until later. Data from 2010/11 suggest Lincolnshire will meet their target of 89% access and the future target of 90% of pregnant women booking antenatal care before 12 weeks. Maternal access to services is monitored through the Strategic Health Authority SQU12, it is therefore also reported through the PCT Performance and Delivery Group and details published within the Board Report. Currently in Lincolnshire 85 to 90% of women access antenatal services before 12 weeks gestation.

Missing Data

Be Healthy

FirstOfCYPStatement	MeasureName	Frequency	HOS Name	Series	30/06/2010	31/08/2010	30/09/2010	31/12/2010	31/03/2011	2011/12	2012/13
Promote Healthy Lifestyles											
Sub-Outcome Level - Promote Healthy Lifestyles	NI052i Take up of school lunches (primary)	Annual - 31/3	Dick Pike	Actual	-	-	-	-	25.02	40	41
				Target	-	-	-	-	40.00		
				Symbol	-	-	-	-	▲		
		Comment by David Saunders on 15/04/2011									
	This is a decline from 27.03% (-2.01%) from 2009/10 figures however there has been a substantial increase in the number of primary school pupils eligible for FSMs										
	NI052ii Take up of school lunches (secondary)	Annual - 31/3	Dick Pike	Actual	-	-	-	-	31.60	55	56
				Target	-	-	-	-	55.00		
				Symbol	-	-	-	-	▲		
		Comment by David Saunders on 15/04/2011									
	This is an increase from 29.59% (+2.01%) from 2009/10 figures.										
	NI057 Children and young people's participation in high-quality PE and sport	end of School Year	Sue Baxter	Actual	-	86.00	-	-	-	85	86
				Target	-	85.00	-	-	-		
Symbol				-	●	-	-	-			
No Comment Required											
NI112 Under 18 conception rate	Annually - 31/12	Sal Thirlway	Actual	-	-	-	-25.10	-	-50	-50	
			Target	-	-	-	-50.00	-			
			Symbol	-	-	-	▲	-			
	Comment by Malcolm Ryan on 31/12/2010 Subject: Head of Service										
Data has remained stagnant since that last quarter report and currently stands at 38.2%. It should be noted that there is a 2 year data lag on verified data from the department for Health - Therefore the data we are reporting on currently comes from a cleaned data source from December 2009.											
We will commission services to support the "Healthy Weights Healthy Lives" programme for Lincolnshire within the resources available; we will produce a clear pathway and service map by October 2010 which addresses clinical guidance and is affordable	NI055i Percentage of children in Reception with height and weight recorded who are obese	Annual - 30/9	NHS	Actual	-	-	10.80	-	-	9.2	-
				Target	-	-	9.20	-	-		
				Symbol	-	-	▲	-	-		
		Comment by Andy Fox on 30/09/2010 Subject: Head of Service									
	The 2009/10 data has just been published and showed a further increase in the percentage of children who were measured as obese. Data recording in both age cohorts achieved the necessary 85.0% coverage threshold at 94.2% and 88.3% respectively. The tables show:										
	<ul style="list-style-type: none"> · Obesity levels were 1.6% over plan for Year R (10.8% compared to 9.2% plan) and 2.1% over for Year 6 (19.5% compared to 17.4% plan). · Both cohorts increased by 1% on the previous year (2008/09) and at a larger rate than nationally. · The rates rank Lincolnshire 113th nationally for Reception Year and 83rd for Year 6 (7th and 6th within the SHA). [Comment by Sarah Newton / Martin Bambro]										
	NI055ii Percentage of children in Reception with height and weight recorded	Annual - 30/9	NHS	Actual	-	-	94.20	-	-	86	-
				Target	-	-	86.00	-	-		
				Symbol	-	-	★	-	-		
		Comment by Andy Fox on 30/09/2010 Subject: Head of Service									
	The 2009/10 data has just been published and showed a further increase in the percentage of children who were measured as obese. Data recording in both age cohorts achieved the necessary 85.0% coverage threshold at 94.2% and 88.3% respectively. The tables show:										
	<ul style="list-style-type: none"> · Obesity levels were 1.6% over plan for Year R (10.8% compared to 9.2% plan) and 2.1% over for Year 6 (19.5% compared to 17.4% plan). · Both cohorts increased by 1% on the previous year (2008/09) and at a larger rate than nationally. · The rates rank Lincolnshire 113th nationally for Reception Year and 83rd for Year 6 (7th and 6th within the SHA). [Comment by Sarah Newton / Martin Bambro]										

MeasureName	Frequency	HOS Name	Series	30/06/2010	31/08/2010	30/09/2010	31/12/2010	31/03/2011	2011/12	2012/13
NI056i Percentage of children in Year 6 with height and weight recorded who are obese	Annual - 30/9	NHS	Actual	-	-	19.50	-	-	17.4	-
			Target	-	-	17.40	-	-		
Comment by Andy Fox on 30/09/2010 Subject: Head of Service										
The 2009/10 data has just been published and showed a further increase in the percentage of children who were measured as obese. Data recording in both age cohorts achieved the necessary 85.0% coverage threshold at 94.2% and 88.3% respectively. The tables show:										
<ul style="list-style-type: none"> Obesity levels were 1.6% over plan for Year R (10.8% compared to 9.2% plan) and 2.1% over for Year 6 (19.5% compared to 17.4% plan). Both cohorts increased by 1% on the previous year (2008/09) and at a larger rate than nationally. The rates rank Lincolnshire 113th nationally for Reception Year and 83rd for Year 6 (7th and 6th within the SHA). 										
[Comment by Sarah Newton / Martin Bambro]										
NI056ii Percentage of children in Year 6 with height and weight recorded	Annual - 30/9	NHS	Actual	-	-	88.30	-	-	86	-
			Target	-	-	86.00	-	-		
Comment by Andy Fox on 30/09/2010 Subject: Head of Service										
The 2009/10 data has just been published and showed a further increase in the percentage of children who were measured as obese. Data recording in both age cohorts achieved the necessary 85.0% coverage threshold at 94.2% and 88.3% respectively. The tables show:										
<ul style="list-style-type: none"> Obesity levels were 1.6% over plan for Year R (10.8% compared to 9.2% plan) and 2.1% over for Year 6 (19.5% compared to 17.4% plan). Both cohorts increased by 1% on the previous year (2008/09) and at a larger rate than nationally. The rates rank Lincolnshire 113th nationally for Reception Year and 83rd for Year 6 (7th and 6th within the SHA). 										
[Comment by Sarah Newton / Martin Bambro]										
We will demonstrate improvements in the mental health and wellbeing of young people from universal, targeted, and specialist services: ECM essentials shows high levels of wellbeing and measurable improvements in SDQ scores from children and young people using our	Annual - 31/3	Janice Spencer	Actual	-	-	-	-	-	13	13
			Target	-	-	-	-	13.00		
Comment by Andy Fox on 13/06/2011										
No data is available for this performance indicator at present. There are no plans at present to report against this measure in 2011/12.										
Promote Healthy Start to Life										
CS061: % children who've received full primary course of 5in1 vaccine by their 1st birthday	Quarterly	NHS	Actual	94.60	-	94.30	94.40	-	95	-
			Target	95.00	-	95.00	95.00	95.00		
Comment by Sarah Newton & Martin Bambro (NHS Lincolnshire) Subject: Head Of Service										
No Quarter 4 data is available at present. Quarter 3 position is as follows: Year-To-Date Performance has improved in all 3 areas on 2009/10, but rates are well below the 95% target threshold. 2010/11 rates are comparable to national averages in 2009/10.										
Action:										
<ul style="list-style-type: none"> A better managed vaccination programme with follow-up for all late reporting and poor performance. Individual action plans developed with low reporting GPs to increase coverage. Continuation & enhancement of comprehensive training programme for GPs and their staff. 										
CS062: % who've recd 3 doses for the primary course for Meningitis C vaccination by 2nd birthday	Quarterly	NHS	Actual	88.90	-	91.90	90.20	-	95	-
			Target	95.00	-	95.00	95.00	95.00		
Comment by Andy Fox on 25/03/11 Subject: Data Provider										
Please note commentary is the same as the above comment for CS061, which covers the early childhood immunisation measures CS061, CS062 and CS063										

	MeasureName	Frequency	HOS Name	Series	30/06/2010	31/08/2010	30/09/2010	31/12/2010	31/03/2011	2011/12	2012/13
Sub-Outcome Level - Promote Healthy Start to Life	CS063: % children who've received the MMR 1 vaccination by their 2nd birthday	Quarterly	NHS	Actual	88.40	-	87.30	86.90	-	95	-
				Target	95.00	-	95.00	95.00	95.00		
				Symbol	▲	-	▲	▲	-		
	Comment by Andy Fox on 25/03/11 Subject: Data Provider										
Please note commentary is the same as the above comment for CS061, which covers the early childhood immunisation measures CS061, CS062 and CS063											
Sub-Outcome Level - Promote Healthy Start to Life	CS064: % of Yr 8 girls who receive the full 3 courses of the HPV vaccination	end of School Year	NHS	Actual	-	79.00	-	-	-	90	-
				Target	-	90.00	-	-	-		
				Symbol	-	▲	-	-	-		
	Comment by Andy Fox on 31/08/2010 Subject: Head of Service										
Outturn performance for the 2009/10 school year was 79% against a plan of 90%. Note data from the monthly vaccine uptake collections should be considered provisional. Some denominators are based on school roll data and some on population data. Therefore, the vaccine uptake rates should be regarded as indicative. Annual coverage data is collected in September and it is this annual survey that will provide the formal uptake figures and will be subsequently published as final data. Action: NHSL has appointed a dedicated officer to support practices to deliver the childhood immunisation targets. A number of actions have been agreed with LCHS to increase uptake of HPV vaccinations, including the issuing of follow-up letters and an earlier start to the program. A detailed analysis of practice performance was presented to PEC in July. [Comment by Sarah Newton / Martin Bambrø, NHS Lincolnshire]											
We will ensure that all pregnant women including vulnerable groups have access to early support and ease of access to ante natal care	NI126 Early access for women to maternity services	Quarterly	NHS	Actual	89.40	-	103.52	-	-	90	-
				Target	90.00	-	90.00	90.00	90.00		
				Symbol	▲	-	★	-	-		
	Comment by Andy Fox on 13/06/2011										
The Q2 result of 103.5% demonstrates that there was a higher number of women who were known to maternity services at 12 weeks than who went on to finish their maternities 6 months later. This is possible and highlights the difficulties of accurately measuring service performance using this indicator. At present we do not intend to continue using this indicator in 2011/12.											
We will ensure that all women including vulnerable groups have access to support with early parenting and infant nutrition.	NI053i Percentage of infants being breastfed at 6-8 weeks (breastfeeding prevalence)	Quarterly	NHS	Actual	41.90	-	36.42	38.84	38.80	51.4	-
				Target	48.20	-	49.20	50.20	51.40		
				Symbol	▲	-	▲	▲	▲		
	Comment by Andy Fox on 13/06/2011										
The Breast feeding Action Plan has been revised. Work is taking place to target 1 to 7 day support and initiation rates. Performance & Delivery Group receive regular reports and feedback. [Comment by Sarah Newton / Martin Bambrø, from NHS Lincolnshire performance report]											
Reduce Health Inequalities											
Sub-Outcome Level - Reduce Health Inequalities	PAF C19: Health of LAC	Annual - 31/3	Philip Hunt	Actual	-	-	-	-	-	92	-
				Target	-	-	-	-	92.00		
				Symbol	-	-	-	-	-		
	Comment by Andy Fox on 13/06/2011										
No data is available for this performance indicator at present. There are no plans at present to report against this measure in 2011/12.											
We will ensure that children and young people with the most complex needs receive high quality integrated care: we will develop draft commissioning intentions and consult on the implementation of the paediatric review by October 2010.	NI054 Services for disabled children	Annual - 31/3	HoS CwD (Meredith Teasdale)	Actual	-	-	-	-	-	65	68
				Target	-	-	-	-	65.00		
				Symbol	-	-	-	-	-		
	Comment by Andy Fox on 13/06/2011										
No data is available for this performance indicator at present. There are no plans at present to report against this measure in 2011/12.											



**Children and Young People's Plan (CYPP)
Performance for the period March 2011**

Stay Safe

Please provide a few sentences to sum up performance in your outcome

Summary
 All the data has now been cleansed in respect of private fostering arrangements. As a result in the last quarter there was only one visit outside timescale and this by one day only. The recording errors accrued because the private fostering arrangement had ceased.
 At the end of March 2011 the MARAC West received 35.4% (of the overall number of repeat referrals). MARAC South 13.5% and MARAC East 20.6% giving a total average of 26.3%. This is against a target of 27% and is indicative of victims coming forward, but not having their situation resolved satisfactorily. The Domestic Violence coordinator has prepared a briefing note on MARACs in Lincolnshire which I can circulate. This outlines the training and quality assurance around the work.
 PFAAR's (Private Fostering Arrangement Assessment Record): In the last quarter there were no assessments undertaken outside timescales. The reporting was one of error. Every case has been checked by the responsible AD.
 Hospital Admissions: Every child that attends A&E has a report sent to the GP. The A&E record identifies the number of attendances a child has had to A&E and there is an electronic alert process across the health community (Jan Gunter April 2011)..
 Team Around the Child (TAC) audit: changes to TAC process revised and due for implementation in new locality teams.

Status of targets, measures and data collection for all indicators within the outcome:

			Missing Data	Not due to be reported yet	TOTAL REPORTED
17%	0%	83%	0%		
(1)	(0)	(5)	(0)	(0)	(6)

Things that are not working as well as planned

CS012: Percentage of privately fostered children visited within required timescales
 Commented By: Janice Spencer
 Performance has increased following data cleansing, further improvement should be seen upon completion of final year end reporting.

CS091: Percentage CYP in households of adult victims of domestic abuse subject to repeat referrals to MARAC
 Commented By: Dianna Broadmeadow
 Due to the proactive training and awareness sessions that have been conducted, the referrals have steadily increased. SOUTH and EAST MARAC however, continue to be relatively low. This will be addressed in 2011/12 and plans are already in place to deliver further training events in the east and south of the county.

CS093: Percentage of Private Fostering Arrangement Assessments (PFAARS) Completed within Timescales
 Commented By: Janice Spencer
 Improvements continue to be made and the work of the Steering Group continues to raise awareness, early notification is critical in improving performance and Team Manager's aware of the importance of ensuring performance improves significantly.

CS128: Percentage deaths reviewed by Child Death Overview Panel
 Commented By: Sheridan Dodsworth
 This indicator is underperforming by 24% in the last quarter. In real terms this represents a delay in reviewing six child deaths. In all six cases there were delays in receiving hospital reports that needed to be considered as part of the review.
 Hospital records provide significant information to the Review Panel. Further work is being undertaken to emphasise the importance of timely reviews. Each individual delay is followed up by the Child Death Administrator and, where appropriate, by the Child Death Review Panel Chair. There has been an improvement over the last few months but the Panel recognises that further work is necessary in order to achieve our target of all eligible child deaths being reviewed within six months. This matter is being addressed by the Chair of the Panel.

NI070 Hospital admissions caused by unintentional and deliberate injuries to CYP

Comment by Andy Fox:

The NI70 Working group has taken the NI70 data analysis presentation to the CYPSP meeting in May and the strategic partnership suggested this work also be presented to the Safeguarding board. This will be arranged, with the aim of continuing to embed this data analysis within all accident and harm reduction strategies within Lincolnshire. Established and robust links to all relevant agencies and strategic groups on track to be completed by October 2011.

Things that are working well or better than planned

NI048b rolling avg. no. of children killed or seriously injured in a Road Traffic Accident (RTA) this year

Comment by Hannah Green:

The Government target to 2010 was to reduce the number of children killed or seriously injured in road traffic collisions by 50% from the 1994-1998 average. This equates to the objective of 38 or fewer which has been achieved.

2010 was the first year on record to have no child fatalities caused by road traffic collisions.

LRSP have continued to work in schools offering road safety education such as pedestrian training, 'Bikewise' and 'Bike Ability'.

LRSP have reviewed focus to target the more vulnerable child age group, 8-11 year olds.

This information is likely to be amended as further data is received from the police.

Missing Data

Stay Safe

FirstOfCYPStatement	MeasureName	Frequency	HOS Name	Series	30/04/2010	31/05/2010	30/06/2010	31/07/2010	31/08/2010	30/09/2010	31/10/2010	30/11/2010	31/12/2010	31/01/2011	28/02/2011	31/03/2011	2011/12	2012/13	
Promote Safety, Prevent Harm and Death																			
Develop guidance on the prevention of childhood injuries to reduce hospital admissions of CYP through injury	NI070 Hospital admissions caused by unintentional and deliberate injuries to CYP	Quarterly	NHS	Actual	-	-	37.71	-	-	78.81	-	-	103.39	-	-	129.66	104.19		
				Target	-	-	31.26	-	-	62.51	-	-	83.35	-	-	104.19			
				Symbol	-	-	▲	-	-	▲	-	-	▲	-	-	▲			
		Comment by Andy Fox on 13/06/2011 Subject: Head of Service																	
The NI70 Working group has taken the NI70 data analysis presentation to the CYPSP meeting in May and the strategic partnership suggested this work also be presented to the Safeguarding board. This will be arranged, with the aim of continuing to embed this data analysis within all accident and harm reduction strategies within Lincolnshire. Established and robust links to all relevant agencies and strategic groups on track to be completed by October 2011.																			
Implement preventative strategies to reduce child deaths.	CS128: % deaths reviewed by Child Death Overview Panel	Quarterly	Sheridan Dodsworth	Actual	-	-	100.00	-	-	71.40	-	-	71.40	-	-	76.00	100		
				Target	-	-	100.00	-	-	100.00	-	-	100.00	-	-	100.00			
				Symbol	-	-	●	-	-	▲	-	-	▲	-	-	▲			
		Comment by Sheridan Dodsworth on 31/03/2011 Subject: Head of Service																	
This indicator is underperforming by 24% in the last quarter. In real terms this represents a delay in reviewing six child deaths. In all six cases there were delays in receiving hospital reports that needed to be considered as part of the review.																			
Hospital records provide significant information to the Review Panel. Further work is being undertaken to emphasise the importance of timely reviews. Each individual delay is followed up by the Child Death Administrator and, where appropriate, by the Child Death Review Panel Chair. There has been an improvement over the last few months but the Panel recognises that further work is necessary in order to achieve our target of all eligible child deaths being reviewed within six months. This matter is being addressed by the Chair of the Panel.																			
NI048b rolling avg. no. of children killed or seriously injured in a RTA this year	Quarterly	RSP	Actual	-	-	23.33	-	-	20.99	-	-	21.66	-	-	-	38			
			Target	-	-	38.50	-	-	38.25	-	-	38.00	-	-	-				
			Symbol	-	-	★	-	-	★	-	-	★	-	-	-				
			Comment by Hannah Green on 31/12/2010 Subject: Head of Service																
The Government target to 2010 was to reduce the number of children killed or seriously injured in road traffic collisions by 50% from the 1994-1998 average. This equates to the objective of 38 or fewer which has been achieved.																			
2010 was the first year on record to have no child fatalities caused by road traffic collisions.																			
LRSP have continued to work in schools offering road safety education such as pedestrian training, 'Bikewise' and 'Bike Ability'.																			
LRSP have reviewed focus to target the more vulnerable child age group, 8-11 year olds.																			
This information is likely to be amended as further data is received from the police.																			
Improve multi-agency support for children subject to domestic abuse.	CS091: % CYP in households of adult victims of domestic abuse subject to repeat referrals to MARAC	Quarterly	Jennie Thornton	Actual	-	-	35.00	-	-	34.95	-	-	35.50	-	-	40.82	27		
				Target	-	-	30.00	-	-	29.00	-	-	28.00	-	-	27.00			
				Symbol	-	-	▲	-	-	▲	-	-	▲	-	-	▲			
		Comment by Alex Holloway on 31/03/2011 Subject: Head of Service																	
Due to the proactive training and awareness sessions that have been conducted, the referrals have steadily increased. SOUTH and EAST MARAC however, continue to be relatively low. This will be addressed in 2011/12 and plans are already in place to deliver further training events in the east and south of the county. [Comment provided by Dianna Broadmeadow]																			
CS134: No. of children experiencing domestic abuse	Quarterly	Sheridan Dodsworth	Actual	-	-	66.00	-	-	262.00	-	-	280.00	-	-	364.00				
			Target	-	-	-	-	-	-	-	-	-	-	-	-				
			Symbol	-	-	-	-	-	-	-	-	-	-	-	-				
			No Comment Required - Management Information																
Improve the timeliness of delivery of specialist services for privately fostered children.	CS012: % of privately fostered children visited within required timescales	Monthly	Janice Spencer	Actual	-	-	81.25	-	-	79.66	-	-	59.09	-	-	78.95	85		
				Target	-	-	85.00	-	-	85.00	-	-	85.00	-	-	85.00			
				Symbol	-	-	▲	-	-	▲	-	-	▲	-	-	▲			
		Comment by Janice Spencer on 31/03/2011 Subject: Head of Service																	
Performance has increased following data cleansing, further improvement should be seen upon completion of final year end reporting.																			
CS093: % of PFAARS Completed within Timescales	Monthly	Janice Spencer	Actual	50.00	44.44	41.67	25.00	31.82	41.38	46.15	55.10	60.27	54.55	60.81	62.65	100			
			Target	100.00	100.00	100.00	100.00	100.00	100.00	100.00	100.00	100.00	100.00	100.00	100.00				
			Symbol	▲	▲	▲	▲	▲	▲	▲	▲	▲	▲	▲	▲				
			Comment by Janice Spencer on 31/03/2011 Subject: Head of Service																
Improvements continue to be made and the work of the Steering Group continues to raise awareness, early notification is critical in improving performance and Team Manager's aware of the importance of ensuring performance improves significantly.																			



Children and Young People's Plan (CYPP)
Performance for the period March 2011




Enjoy & Achieve

Please provide a few sentences to sum up performance in your outcome

Summary

This report shows a marginal improvement on the previous quarter. Many of the indicators are annual indicators and they have not been changed during this quarter. A range of the below target performance relates to high aspirational targets. We continue to monitor the exclusions at Executive DMT level and during this quarter we wrote to a number of schools about exclusions; this included some Academies and Special schools. We have received reports and will continue to press for improvement. Overall the downward trend continues.

Status of targets, measures and data collection for all indicators within the outcome:

			Missing Data	Not due to be reported yet	TOTAL REPORTED
25% (7)	25% (7)	50% (14)	% (0)	(0)	28

Things that are not working as well as planned

Previously reported in for Quarter 2

- CS043: Primary School persistent absence rate
- NI087 Secondary school persistent absence rate
- CS126: Number of Children & Young People actively involved in bands, orchestras & ensembles
- NI078 Reduce number of schools where under 30% of pupils achieve 5 A*-C GCSE with English and Maths
- NI092 Narrowing the gap - lowest achieving 20% the Early Yrs Foundation Stage Profile vs the rest
- NI114 Rate of permanent exclusions from school
- CS099: % Pupils in Grammar Schools Achieving 5 or more A* to A grade GCSEs including English and Maths
- CS097: % CYP attending out of hours learning incl. multi-skills clubs, PE and Sports Academies
- NI093 Progression by 2 levels in English between Key Stage 1 and Key Stage 2
- NI99/NI100: Looked after children reaching level 4 in english/mathematics at Key Stage 2
- NI101: Looked after children achieving 5 A*-C GCSEs (or equivalent) at KS 4 (with English and Maths)
- NI102i: Achievement gap between pupils eligible for free school meals and their peers (KS2)
- NI102ii: Achievement gap between pupils eligible for free school meals and their peers (KS4)
- NI104: The SEN/non-SEN gap - achieving Key Stage 2 English and Maths threshold



Things that are working well or better than planned

Previously Reported for Quarter 2

- **CS014 Rate of fixed term exclusions**
- **CS076: Number of Children & Young People accessing whole class instrumental tuition at KS2 through Widening Opportunities**
- **CS089: No. of pupils actively participating and attending at annual Arts Celebratory events**
- **CS105: Number of Statements Issued**
- **NI072 At least 78 points across Early Years Foundation Stage with at least 6 in each of the scales**
- **PAF C24: LAC absent from school**

NI087: Secondary school persistent absence rate

This improvement has been brought about as a result of raising the importance of good attendance with Social Workers and Families caring for Looked after children. Regular monitoring of attendance on a half-termly basis, and its inclusion in the electronic personal education plan (ePEP) means we can quickly identify children with attendance issues and work to tackle it. (comment by Andy Breckon)

Missing Data

None.

Enjoy and Achieve

FirstOfCYPPStatement	MeasureName	Frequency	HOS Name	Series	30/06/2010	31/08/2010	30/09/2010	31/12/2010	31/03/2011	2011/12	2012/13	
Ensure Children and Young People Have the Confidence, Commitment and Aspirations to Enjoy Themselves, Benefiting from The Wider Opportunities Available in Schools and Their Community												
Further extend opportunities for talented children and young people in the Arts, Music, PE and School Sport	CS076: No. of CYP accessing whole class instrumental tuition at KS2 through Widening Opportunities	Annual - 30/9	Sue Baxter	Actual	-	-	8339.00	-	-	7000	-	
				Target	-	-	7000.00	-	-			
				Symbol	-	-	★	-	-			
	Comment by James Thomas on 30/09/2010 Subject: Head of Service											
	There have been a greater number of opportunities for pupils, which has lead to increased uptake.											
	CS089: No. of pupils actively participating and attending at annual Arts Celebratory events	end of School Year	Sue Baxter	Actual	-	4207.00	-	-	-	2750	-	
				Target	-	2750.00	-	-	-			
				Symbol	-	★	-	-	-			
	Comment by Alicia Goffe on 31/08/2010 Subject: Head of Service											
	Targeted marketing has lead to the increase in participation.											
	Comment by Alicia Goffe on 31/08/2010 Subject: Head of Service											
	In 2010 the Annual Arts Celebration held at the Epic Centre was extended to include significant contributions from Culture Media and Sport in addition to the traditional outstanding activities in Music and the Performing/Visual Arts. As a result, the number of students, parents and teachers from all phases of schools in Lincolnshire increased. The evaluations indicated that this event was, yet again, incredibly successful in engaging young people in Sports and the Arts.											
CS097: % CYP attending out of hours learning incl. multi-skills clubs, PE and Sports Academies	end of School Year	Sue Baxter	Actual	-	42.00	-	-	-	45	-		
			Target	-	45.00	-	-	-				
			Symbol	-	▲	-	-	-				
Comment by Alex Holloway on 31/08/2010 Subject: Head of Service												
We missed this ambitious target by 3%. The new Olympic Legacy Sport awards will be launched in June, with an extensive programme developed through the Health and Wellbeing Fund, should help us to progress against future targets. (comment by Andy Breckon)												
CS126: No. of CYP actively involved in bands, orchestras & ensembles	Annual - 30/9	Sue Baxter	Actual	-	-	1247.00	-	-	1500	1500		
			Target	-	-	1500.00	-	-				
			Symbol	-	-	▲	-	-				
Comment by James Thomas on 30/09/2010 Subject: Head of Service												
This figure does not include the residential activities offered to pupils during Spring 2011. We anticipate a further 350 pupils as part of this offer. The figure merely represents registration to ensemble activity as of September 2010.												
Maximise the Potential of Children and Young People Through High Levels of Achievement and Attainment												
CS098: % of GCSE grades in Grammar schools that are A* or A	end of School Year	Sue Baxter	Actual	-	47.20	-	-	-	48	-		
			Target	-	48.00	-	-	-				
			Symbol	-	●	-	-	-				
Comment by Alex Holloway on 31/08/2010 Subject: Provisional data												
Final data, updated in March 2011. (8425/17845 = 47.2%)												
CS099: % Pupils in Grammar Schools Achieving 5 or more A* to A grade GCSEs including English and Maths	end of School Year	Sue Baxter	Actual	-	30.80	-	-	-	34	-		
			Target	-	34.00	-	-	-				
			Symbol	-	▲	-	-	-				
Comment by Alicia Goffe on 31/08/2010 Subject: Head of Service												
This issue is currently being addressed at the next Grammar School Heads' forum.												
Comment by James Thomas on 31/08/2010 Subject: Head of Service												
During the academic year 2009-10 Grammar school Headteachers agreed to set an additional target related to attainment at 5A*-A. The School Improvement Partner ensured that discussions related to performance at higher levels was a regular focus for discussion during termly meetings. The tracking of students against this indicator enabled schools to intervene to ensure that performance of our brightest students remained on track.												
Comment by Alex Holloway on 31/08/2010 Subject: Provisional data												
Final data, updated March 2011 (575/1870 = 30.8%)												

MeasureName	Frequency	HOS Name	Series	30/06/2010	31/08/2010	30/09/2010	31/12/2010	31/03/2011	2012	2013
NI073 Achievement at level 4 or above in both English and Maths at Key Stage 2 (Threshold)	end of School Year	Elaine Radley	Actual	-	74.00	-	-	-	80	82
			Target	-	80.00	-	-	-		
			Symbol	-	●	-	-	-		
	Comment by Lisa Yates on 31/08/2010 Subject: Head of Service									
Performance data is still provisional and we anticipate that this figure will improve. Our performance has improved 2% on last year and is 1% above national. The government recognises that due to the SAT boycott, the national figure may be 1% inflated.										
NI075 Achievement of 5 or more A*-C grades at GCSE or equivalent including English and Maths	end of School Year	Sue Baxter	Actual	-	59.21	-	-	-	62	65
			Target	-	62.00	-	-	-		
			Symbol	-	●	-	-	-		
No Comment Required										
NI093 Progression by 2 levels in English between Key Stage 1 and Key Stage 2	end of School Year	Elaine Radley	Actual	-	84.00	-	-	-	89	91
			Target	-	89.00	-	-	-		
			Symbol	-	▲	-	-	-		
	Comment by Andy Fox on 31/08/2010 Subject: Head of Service									
This is provisional data. Our progress has improved by 3% from last year and we anticipate that this will rise further. [comment by Lisa Yates, CfBT]										
Comment by Alex Holloway on 31/08/2010 Subject: Data Provider										
Final data, published by DfE in December. Replaces provisional figure of 83.16.										
NI094 Progression by 2 levels in Maths between Key Stage 1 and Key Stage 2	end of School Year	Elaine Radley	Actual	-	83.00	-	-	-	87	90
			Target	-	87.00	-	-	-		
			Symbol	-	●	-	-	-		
	Comment by Andy Fox on 31/08/2010 Subject: Head of Service									
This is provisional data. Our progress has improved by 3% from last year and we anticipate that this will rise further. [Comment provided by Lisa Yates, CfBT]										
Comment by Alex Holloway on 31/08/2010 Subject: Data Provider										
Final data, published by DfE in December. Replaces provisional figure of 82.77.										
NI099 Children in care reaching level 4 in English at Key Stage 2	end of School Year	Chris Fowler	Actual	-	23.08	-	-	-	55	60
			Target	-	55.00	-	-	-		
			Symbol	-	▲	-	-	-		
	Comment by Alex Holloway on 31/08/2010 Subject: Head of Service									
The 2010 Key Stage 2 cohort was considerably lower than previous years, meaning each pupil made a 2.5% contribution to this indicator. Of this cohort 20 had an identified Special Educational Need, making progress against this target exceptionally challenging. Closer focus on the educational achievement of Looked after Children through the completion and monitoring of the electronic personal education plan (ePEP) should improve outcomes (comment by Andy Breckon)										
NI100 Looked after children reaching level 4 in mathematics at Key Stage 2	end of School Year	Chris Fowler	Actual	-	37.00	-	-	-	55	60
			Target	-	55.00	-	-	-		
			Symbol	-	▲	-	-	-		
	Comment by Alex Holloway on 31/08/2010 Subject: Head of Service									
The 2010 Key Stage 2 cohort was considerably lower than previous years, meaning each pupil made a 2.5% contribution to this indicator. Of this cohort 20 had an identified Special Educational Need, making progress against this target exceptionally challenging. Closer focus on the educational achievement of Looked after Children through the completion and monitoring of the electronic personal education plan (ePEP) should improve outcomes (comment by Andy Breckon)										

Further improve standards of attainment in all schools and with particular regard for identified groups of vulnerable children and young people

MeasureName	Frequency	HOS Name	Series	30/06/2010	31/08/2010	30/09/2010	31/12/2010	31/03/2011	2012	2013
NI101 Looked after children achieving 5 A*-C GCSEs (or equivalent) at KS 4 (with English and Maths)	end of School Year	Chris Fowler	Series	30/06/2010	31/08/2010	30/09/2010	31/12/2010	31/03/2011	31.5	32
			Target	-	31.50	-	-	-		
			Symbol	-	▲	-	-	-		
			Comment by Chris Fowler on 31/08/2010 Subject: Head of Service							
This is a newly introduced target which supercedes the previous 'any five' GCSEs. The compulsory inclusion of English and Mathematics in the five plus GCSE criteria from 2009 represents a massive challenge for Looked After Children because these are the very skills that many of them have missed out upon from poor parenting influences and traumatic life experiences. When this target (31.5%) was originally set in autumn 2008 it was not appreciated that the 'new' criteria would apply - therefore, the old rules (any five) were assumed and an aspirational target was overwritten. Notably, however, the Virtual School has this year achieved it's highest ever GCSE performance at 24% for the any five target and year on year progress is evident since 2006. The comparative performance of local authorities within the east midlands regional group indicates the level of challenge that this represents - no local authority has achieved anything higher than 10% for this new 5 plus inclusive measure.										
NI102i Achievement gap between pupils eligible for free school meals and their peers (KS2)	end of School Year	Elaine Radley	Actual	-	24.00	-	-	-	21	19
			Target	-	21.00	-	-	-		
			Symbol	-	▲	-	-	-		
			Comment by Alex Holloway on 31/08/2010 Subject: Head of Service							
This target was missed by 3%. Focussed intervention projects directed at individual pupils, such as the "Securing Level 4" and "1-2-1 tuition" programmes should raise attainment for these pupils and other vulnerable groups. The introduction of the Pupil Premium is also aimed at improving outcomes of pupils from lower socio-economic backgrounds. (Comment by Andy Breckon)										
Comment by Alex Holloway on 31/08/2010 Subject: Provisional data										
Provisional data, published by DfE in December										
NI102ii Achievement gap between pupils eligible for free school meals and their peers (KS4)	end of School Year	Sue Baxter	Actual	-	35.00	-	-	-	31	30
			Target	-	31.00	-	-	-		
			Symbol	-	▲	-	-	-		
			Comment by Alicia Goffe on 31/08/2010 Subject: Head of Service							
Overall intervention strategies for all vulnerable groups have lead to a raising in standards which has had an impact in actually widening the gap between FSM and non-FSM pupils. This is similar to the national picture.										
Comment by Alex Holloway on 31/08/2010 Subject: Provisional data										
Provisional data, published by DfE in December 2010										
NI104 The SEN/non-SEN gap - achieving Key Stage 2 English and Maths threshold	end of School Year	Elaine Radley	Actual	-	54.00	-	-	-	47	46
			Target	-	47.00	-	-	-		
			Symbol	-	▲	-	-	-		
			Comment by Alex Holloway on 31/08/2010 Subject: Head of Service							
KS2 Outcomes for pupils at School Action and School Action Plus rose by 3 and 4 percentage points, respectively last year. This contributed to a narrowing of the gap in achievement in 2010, although not enough to meet our challenging target. Continued pupil-level intervention projects in 2011/12 should narrow the gap further. (comment by Andy Breckon)										
Comment by Alex Holloway on 31/08/2010 Subject: Provisional data										
This data is provisional and is due to be finalised later in the year										

MeasureName	Frequency	HOS Name	Series	30/06/2010	31/08/2010	30/09/2010	31/12/2010	31/03/2011	2012	2013	
NI105 The SEN/non-SEN gap - achieving 5 A* GCSE inc. English and Maths	end of School Year	Sue Baxter	Actual	-	48.00	-	-	-	47	46	
			Target	-	47.00	-	-	-			
			Symbol	-	●	-	-	-			
	Comment by Andy Fox on 31/08/2010 Subject: Provisional data										
	This is provisional data based on EPAS data as at 27/09/2010. [Comment by James Thomas]										
Comment by Alex Holloway on 31/08/2010 Subject: Data Provider											
This information will be published by DfE later in 2011											
Further reduce fixed term and permanent exclusions in all phases and in particular permanent exclusions in the primary phase	end of School Year	Gary Nixon	Actual	-	3.23	-	-	-	3.75	-	
			Target	-	3.75	-	-	-			
			Symbol	-	★	-	-	-			
	Comment by Penny Richardson on 31/08/2010 Subject: Head of Service										
	We are currently under the agreed target. Resources are increasingly being targeted towards key schools where there is a known issue. Cohesive work plans are now in place in order to ensure that the service can be more pro-active as opposed to reactive. Partnership work with school improvement and discussions with schools SIPS have had some effect. The Local Authority cannot directly influence a schools decision to fixed term exclude. This is the risk factor within this indicator.										
	Comment by Jason Warriner on 31/08/2010 Subject: Provisional data										
	This data is provisional as End of School year data will not become available until after the January 2011 School Census										
	end of School Year	Gary Nixon	Actual	-	0.05	-	-	-	0.06	-	
			Target	-	0.06	-	-	-			
			Symbol	-	●	-	-	-			
Comment by Jason Warriner on 31/08/2010 Subject: Provisional data											
This data is provisional as End of School year data will not become available until after the January 2011 School Census											
end of School Year	Gary Nixon	Actual	-	0.13	-	-	-	0.11	0.11		
		Target	-	0.11	-	-	-				
		Symbol	-	▲	-	-	-				
Comment by Penny Richardson on 31/08/2010 Subject: Head of Service											
Analysis of the data indicates that there are 6 more exclusions this time this year as opposed to the same period last year. There appears to be no systematic pattern as to why this is the case.											
Comment by Jason Warriner on 31/08/2010 Subject: Provisional data											
This data is provisional as End of School year data will not become available until after the January 2011 School Census											
Implement the County Council's Direction of Travel for Additional Needs	Monthly	Gary Nixon	Actual	19.00	-	53.00	80.00	90.00	360	-	
			Target	30.00	-	60.00	90.00	120.00			
			Symbol	★	-	★	★	★			
	Comment by Patrick Heppenstall on 31/03/2011 Subject: Head of Service										
	In terms of the new statements issued per month, SEN are performing well and remain well within the Performance target. 10 new statements were issued in March 2011 with the overall number of statements issued between the period Sept 10 -March 11 = 233. This is compared to the 368 issued at this time last year. The introduction of the SEN factor formula, where lower level statements and School Action/School Action plus pupils are resourced at the start of the financial year has ensured we are not issuing new statements for pupils with lower level needs.										
end of School Year	Elaine Radley	Actual	-	11.00	-	-	-	8	0		
		Target	-	8.00	-	-	-				
		Symbol	-	●	-	-	-				
Comment by Alex Holloway on 31/08/2010 Subject: Head of Service											
The number of schools where fewer than 55% attained level 4+ in English and Maths declined significantly this year from 20 to 11. These schools included 4 with 15 or fewer pupils in the cohort. (Comment by James Thomas)											

MeasureName	Frequency	HOS Name	Series	30/06/2010	31/08/2010	30/09/2010	31/12/2010	31/03/2011	2012	2013	
Provide ongoing support and challenge to those schools in the Primary and Secondary sectors that are below the National Benchmark to exceed this level.	end of School Year	Sue Baxter	Actual	-	5.00	-	-	-	0	0	
			Target	-	0.00	-	-	-			
			Symbol	-	▲	-	-	-			
	Comment by Alicia Goffe on 31/08/2010 Subject: Head of Service										
	Initial data was based on historic pupil profile in Lincolnshire. Actual performance was affected by an influx of lower ability students into the County.										
Comment by Alex Holloway on 31/08/2010 Subject: Head of Service											
The Lafford High School closed on 31st August 2010 and the students who remained in year 11 were not predicted collectively to achieve above 30%. The Gleed Boys School unexpectedly fell below floor target due to underperformance in mathematics. A recovery action plan is in place. The 2010 cohort at The Haven High School needed to perform in the top 25% of equivalent schools to reach the floor target and this was always going to be a real challenge. The school achieved 29%, 1% below the National benchmark. St Bede's Catholic High School experienced significant staffing difficulties in English which was reflected in under-performance in this subject. Staffing issues have now been resolved and a new Headteacher appointed. (Comment by James Thomas)											
Reconfigure the work of the Education Welfare Service	end of School Year	HoS P&I (Dick Pike)	Actual	-	1.50	-	-	-	1.35	-	
			Target	-	1.35	-	-	-			
			Symbol	-	▲	-	-	-			
	Comment by Dick Pike on 31/08/2010 Subject: Head of Service										
	Persistent absence (PA) across primary schools reduced from the previous year, but by not enough to meet the target. There were 62 fewer PA primary pupils this year so far than in the previous year.										
end of School Year	HoS P&I (Dick Pike)	Actual	-	4.00	-	-	-	4.3	4.1		
		Target	-	4.30	-	-	-				
		Symbol	-	★	-	-	-				
Comment by Dick Pike on 31/08/2010 Subject: Head of Service											
Persistent absence (PA) across secondary schools reduced during the last academic year, but by not enough to meet the target. There were 315 fewer PA secondary pupils last year than in the previous year.											
Annual - 30/9	Chris Fowler	Actual	-	-	3.40	-	-	4.25	-		
		Target	-	-	4.25	-	-				
		Symbol	-	-	★	-	-				
Comment by Alex Holloway on 30/09/2010 Subject: Head of Service											
This improvement has been brought about as a result of raising the importance of good attendance with Social Workers and Families caring for Looked after children. Regular monitoring of attendance on a half-termly basis, and its inclusion in the electronic personal education plan (ePEP) means we can quickly identify children with attendance issues and work to tackle it. (comment by Andy Breckon)											
end of School Year	Muriel George	Actual	-	57.70	-	-	-	50	53		
		Target	-	50.00	-	-	-				
		Symbol	-	★	-	-	-				
Comment by Alex Holloway on 31/08/2010 Subject: Head of Service											
There has been a significant increase in the number of children who have achieved a good level of development, as measured by the Early Years Foundation Stage profile, at the end of the Reception year. The percentage of children achieving 6+ in PSED and CLL plus 78+ points has risen by 11.4%, from 46.8% to 58.2%. The other four areas of Learning and Development have also risen significantly, with strong gains in 'Problem Solving, Reasoning and Numeracy' also being seen. LA targets have been exceeded in all areas. The gap between the achievement of the lowest 20% and the rest of the pupils has also narrowed substantially. The Local Authority has demonstrated the most improvement in this area of all the East Midlands Local Authorities, and it is provisionally understood, nationally too. (comment by Lisa Yates)											
Targeted support to those schools where the outcomes at the end of the Early Years Foundation Stage (EYFS) are low and further improve consistency by all schools											

in the delivery and assessment of the EYFS.	MeasureName	Frequency	HOS Name	Series	30/06/2010	31/08/2010	30/09/2010	31/12/2010	31/03/2011	2012	2013	
	NI092 Narrowing the gap - lowest achieving 20% the Early Yrs Foundation Stage Profile vs the rest	end of School Year	Muriel George	Actual	-	32.10	-	-	-	-	30.1	29.1
				Target	-	30.10	-	-	-			
				Symbol	-	▲	-	-	-			
<p>Comment by James Thomas on 31/08/2010 Subject: Head of Service</p> <p>Although the target for narrowing the gap was not met, the gap did reduce by 3% from 35% to 32%. Statistically this is a great achievement as normally when performance increases (+11%) the gap between the average and lower performers widens. The fact that this is not the case in Lincolnshire shows that performance has improved across the board including both average and lower achievers. Targeted support will continue in identified schools during 2010/11</p>												



Children and Young People's Plan (CYPP)
Performance for the period March 2011




Make A Positive Contribution 

Please provide a few sentences to sum up performance in your outcome

Summary

End of year achievements in relation to children achieving a positive contribution are in line with expectations - Reach and recorded outcomes for young people accessing positive activities have remained above target although as LCC remodels its youth provision to a community development approach, it will be challenging to sustain this level of performance. Engagement of young people in volunteering is also above target due in part to a number of projects which received additional national funding. Unfortunately some of this funding ended in March 2011. Parental engagement in the management and delivery of children's centre services remains strong and we are pleased with the outcome of our Children Centre Inspections during the year - However areas where we did not achieve target performance include engaging vulnerable groups (young offenders) in education. employment/ training. Youth unemployment at national level and changes to the way careers guidance is provided means that we will need to continue to seek innovative solutions to drive up performance for participation. We intend to provide additional focus on enterprise and self employment as well as continue work experience to enable young people to experience and be prepared for employment.

Status of targets, measures and data collection for all indicators within the outcome:

			Missing Data	Not due to be reported yet	TOTAL REPORTED
20% (2)	40% (4)	50% (4)	0% (0)	(10)	(10)

Things that are not working as well as planned

NI043 Young people within the YJS receiving a conviction in court who are sentenced to custody

Comment by: Sarah Rollitt
This quarter, following a very public Court case, the rate custody has increased to above the old target level, resulting in a custody rate of 8.3% for the quarter.

CS086: Percentage of young people leaving drug/alcohol treatment in an agreed and planned way

Provisional figure, data due 19/5/11

NI045 Young offenders engagement in suitable education, employment or training

Comment by: Sarah Rollitt
The proportion of young offenders (aged 10-17) who engaged in at least 25 hours of education, training or employment per week. This last quarter has seen a significant increase in those young people engaged in Education, Training and Employment, at 79.8%

CS087: Percentage of vulnerable children at primary and secondary schools who are members of school council

Based upon the 203 schools that returned data, there are 647 vulnerable children out of 18114 on school councils (3.57%). This data is provisional.

Things that are working well or better than planned

CS084: % of children's centre partnership boards with 50% or more parent representation

Performance for parental representation on Children's Centres management boards continues to achieve target

SE:ER:16 % of Schools achieving Healthy Schools Status

Commented By: Clare Graves
We have exceeded the upwardly adjusted end of year target of 86% by a remarkable 8% , having supported 94% (340) schools to gain National Healthy Schools Status. This is a considerable achievement as engagement with the programme is entirely voluntary. We have reached this point by offering a core universal service alongside high quality targeted supporting response to individual schools needs. Of the remaining 6% (19) schools , 17 are intending to validate by July.

Missing Data

Make A Positive Contribution

Enable Children and Young People to Engage in Community Activities																		
FirstOFCYPPStatement	MeasureName	Frequency	HOS Name	Series	30/04/2010	31/05/2010	30/06/2010	31/07/2010	31/08/2010	30/09/2010	31/10/2010	30/11/2010	31/12/2010	31/01/2011	28/02/2011	31/03/2011	2011/12	2012/13
Through Safer Schools partnerships we will co-ordinate the delivery of a range of programmes so that there is a minimum offer to schools from agencies on e safety/crime reduction, safety and alcohol and substance reduction	CS011: % of LAC aged 10+, given warning or conviction	Annual - 30/9	Philip Hunt	Actual	-	-	-	-	-	-	-	-	-	-	-	-	4.2	
				Target	-	-	-	-	-	-	-	-	-	-	-			
				Symbol	-	-	-	-	-	-	-	-	-	-	-			
	Comment by Andy Fox on 02/02/2011 Subject: Data Entry Officer																	
	This indicator was based upon the former "OC2" data return conducted each September. This has been disbanded and the data collected for this indicator is now submitted to the DfE in summer via the "903" return. We expect a figure for the 2010/11 year in July 2011.																	
	CS083: No. permanent exclusions from schools due to alcohol/drugs	Monthly	Gary Nixon	Actual	5.00	6.00	7.00	7.00	7.00	0.00	1.00	2.00	2.00	4.00	4.00	6.00	7	
				Target	6.00	7.00	7.00	7.00	7.00	0.00	1.00	2.00	3.00	4.00	5.00	6.00		
				Symbol	●	●	●	●	●	●	●	●	●	●	●	●		
	No Comment Required																	
	NI043 Young people within the YJS receiving a conviction in court who are sentenced to custody	Quarterly	YOS	Actual	-	-	3.23	-	-	6.38	-	-	5.81	-	-	6.38	5	
Target				-	-	5.00	-	-	5.00	-	-	5.00	-	-	5.00			
Symbol				-	-	★	-	-	▲	-	-	▲	-	-	▲			
Comment by Sarah Rollitt on 31/03/2011 Subject: Lead Officer																		
This quarter, following a very public Court case, the rate custody has increased to above the old target level, resulting in a custody rate of 8.3% for the quarter.																		
NI111 First time entrants to the Youth Justice System aged 10 - 17	Quarterly	YOS	Actual	-	-	91.86	-	-	246.43	-	-	441.83	-	-	603.59			
			Target	-	-	-	-	-	-	-	-	-	-	-	-			
			Symbol	-	-	-	-	-	-	-	-	-	-	-	-			-
Comment by Sarah Rollitt on 31/03/2011 Subject: Lead Officer																		
The rate of first time entrants to the criminal justice system per 100,000, where first time entrants are defined as young people (aged 10-17) who receive their first substantive outcome (relating to a reprimand, a final warning with or without an intervention, or a court disposal for those who go directly to court without a reprimand or final warning.)																		
We will achieve a target of 50% parental participation at all Children's Centres partnership boards and will introduce a system which enables parents to achieve accreditation for their involvement	Quarterly	Meredith Teasdale	Actual	-	-	58.33	-	-	62.00	-	-	68.00	-	-	71.00	50		
			Target	-	-	25.00	-	-	30.00	-	-	40.00	-	-	50.00			
			Symbol	-	-	★	-	-	★	-	-	★	-	-	★			
No Comment Available																		
We will maintain service provision of the Young persons Alcohol Arrest Referral (YPAAR) scheme via funding secured from the Safer and Stronger Communities fund.	CS086: % of young people leaving drug/alcohol treatment in an agreed and planned way	Quarterly	DAAT	Actual	-	-	73.00	-	-	79.00	-	-	73.00	-	-	75.00	80	
				Target	-	-	80.00	-	-	80.00	-	-	80.00	-	-	80.00		
				Symbol	-	-	▲	-	-	●	-	-	▲	-	-	▲		
	Comment by Alex Holloway on 31/03/2011 Subject: Provisional data																	
	Provisional figure, data due 19/5/11																	
	NI019 Rate of proven re-offending by young offenders	Quarterly	YOS	Actual	-	-	0.16	-	-	0.27	-	-	0.47	-	-	0.59		
				Target	-	-	-	-	-	-	-	-	-	-	-	-		
				Symbol	-	-	-	-	-	-	-	-	-	-	-	-		
	Comment by Sarah Rollitt on 31/03/2011 Subject: Lead Officer																	
	The re-offending rate for this cumulative period is 0.59 (April to March), considerably lower than previous years for the same period. However, this is a provisional rate of reoffending. The final validated score will be published for 2009/10 in November this year.																	
We will refresh the Youth Volunteering strategy and ensure that youth volunteering has a co-ordinated approach which reflects the Community Action Pilot volunteering programme and increases participation in regular volunteering	BV221a: Youth Work: Recorded Outcomes	Quarterly	Sal Thirlway	Actual	-	-	27.50	-	-	47.02	-	-	73.46	-	-	-	76	
				Target	-	-	19.00	-	-	38.00	-	-	57.00	-	-	76.00		
				Symbol	-	-	★	-	-	★	-	-	★	-	-	-		
	Comment by Andy Fox on 13/06/2011																	
	Q4 data is not available yet. Q3 commentary as follows: We are above target. The additional delivery of outcomes associated with the Positive Futures programme have added to this target.																	
	BV221b: Youth Work: Accredited Outcomes	Quarterly	Sal Thirlway	Actual	-	-	13.90	-	-	14.17	-	-	43.25	-	-	-	40	
				Target	-	-	5.00	-	-	10.00	-	-	30.00	-	-	40.00		
				Symbol	-	-	★	-	-	★	-	-	★	-	-	-		
	Comment by Andy Fox on 13/06/2011																	
	Q4 data is not available yet. Q3 commentary as follows: We are above target. The additional delivery of outcomes associated with the Positive Futures programme have added to this target.																	
CS056: Number of young people volunteering	Quarterly	Sal Thirlway	Actual	-	-	1783.00	-	-	8022.00	-	-	13679.00	-	-	-	7000		
			Target	-	-	1000.00	-	-	5000.00	-	-	6000.00	-	-	7000.00			
			Symbol	-	-	★	-	-	★	-	-	★	-	-	-			
Comment by Andy Fox on 13/06/2011																		
Q4 data is not available yet. Q3 commentary as follows: The high performance of this target is mainly due to increased numbers through the Community Action Pilot (which has now ended due to withdrawal of government funds) AND the increased participation of schools councils. The target will be significantly exceeded.																		
CS088: % of 13-19 year olds who have been 'reached' by the youth service	Annual - 31/3	Sal Thirlway	Actual	-	-	-	-	-	-	-	-	-	-	-	-	29		
			Target	-	-	-	-	-	-	-	-	-	-	-	-			29.00
			Symbol	-	-	-	-	-	-	-	-	-	-	-	-			-
No Data or Comment Available																		
NI045 Young offenders engagement in suitable education, employment or training	Quarterly	YOS	Actual	-	-	73.17	-	-	72.17	-	-	72.14	-	-	74.13	80		
			Target	-	-	80.00	-	-	80.00	-	-	80.00	-	-	80.00			
			Symbol	-	-	▲	-	-	▲	-	-	▲	-	-	▲			
Comment by Sarah Rollitt on 31/03/2011 Subject: Lead Officer																		
The proportion of young offenders (aged 10-17) who engaged in at least 25 hours of education, training or employment per week. This last quarter has seen a significant increase in those young people engaged in Education, Training and Employment, at 79.8%																		

MeasureName	Frequency	HOS Name	Series	30/04/2010	31/05/2010	30/06/2010	31/07/2010	31/08/2010	30/09/2010	31/10/2010	30/11/2010	31/12/2010	31/01/2011	28/02/2011	31/03/2011	Target	Target 11/12
				Actual	Target	Symbol	Actual	Target	Symbol	Actual	Target	Symbol	Actual	Target	Symbol	Actual	Target
NI057 Children and young people's participation in high-quality PE and sport	end of School Year	Sue Baxter	Actual	-	-	-	-	86.00	-	-	-	-	-	-	-	85	86
			Target	-	-	-	-	85.00	-	-	-	-	-	-			
			Symbol	-	-	-	-	●	-	-	-	-	-	-			
No Comment Required																	
Ensure Children, Young People and Families are Listened to, Informed and Are Part Of Making things Happen																	
Learning the lessons of the targeted mental health in schools, we will develop a model all schools to adopt. This will help all schools to create a whole school approach to the promotion of positive emotional well being of children and young people	Annual - 31/3	Janice Spencer	Actual	-	-	-	-	-	-	-	-	-	-	-	-	13	13
			Target	-	-	-	-	-	-	-	-	-	-	13.00			
			Symbol	-	-	-	-	-	-	-	-	-	-	-			
Comment by Andy Fox on 13/06/2011																	
No data is available for this performance indicator at present. There are no plans at present to report against this measure in 2011/12.																	
BV221a: Youth Work: Recorded Outcomes	Quarterly	Sal Thirlway	Actual	-	-	27.50	-	-	47.02	-	-	73.46	-	-	-	76	
			Target	-	-	19.00	-	-	38.00	-	-	57.00	-	-	76.00		
			Symbol	-	-	★	-	-	★	-	-	★	-	-	-		
Comment by Andy Fox on 13/06/2011																	
Q4 data is not available yet. Q3 commentary as follows: We are above target. The additional delivery of outcomes associated with the Positive Futures programme have added to this target.																	
CS011: % of LAC aged 10+, given warning or conviction	Annual - 30/9	Philip Hunt	Actual	-	-	-	-	-	-	-	-	-	-	-	-	4.2	
			Target	-	-	-	-	-	-	-	-	-	-	-	4.20		
			Symbol	-	-	-	-	-	-	-	-	-	-	-	-		
No Comment Available																	
This indicator was based upon the former "OC2" data return conducted each September. This has been disbanded and the data collected for this indicator is now submitted to the DfE in summer via the "903" return. We expect a figure for the 2010/11 year in July 2011.																	
We will continue to provide diversionary programmes increasing availability of programmes at weekends and evenings.	Quarterly	DAAT	Actual	-	-	73.00	-	-	79.00	-	-	73.00	-	-	75.00	80	
			Target	-	-	80.00	-	-	80.00	-	-	80.00	-	-	80.00		
			Symbol	-	-	▲	-	-	●	-	-	▲	-	-	▲		
Comment by Alex Holloway on 31/03/2011 Subject: Provisional data																	
Provisional figure, data due 19/5/11																	
NI019 Rate of proven re-offending by young offenders	Quarterly	YOS	Actual	-	-	0.16	-	-	0.27	-	-	0.47	-	-	0.59		
			Target	-	-	-	-	-	-	-	-	-	-	-			
			Symbol	-	-	-	-	-	-	-	-	-	-	-			
Comment by Sarah Rollitt on 31/03/2011 Subject: Lead Officer																	
The re-offending rate for this cumulative period is 0.59 (April to March), considerably lower than previous years for the same period. However, this is a provisional rate of reoffending. The final validated score will be published for 2009/10 in November this year.																	
NI057 Children and young people's participation in high-quality PE and sport	end of School Year	Sue Baxter	Actual	-	-	-	-	86.00	-	-	-	-	-	-	-	85	86
			Target	-	-	-	-	85.00	-	-	-	-	-	-			
			Symbol	-	-	-	-	●	-	-	-	-	-	-			
No Comment Required																	
BV221b: Youth Work: Accredited Outcomes	Quarterly	Sal Thirlway	Actual	-	-	13.90	-	-	14.17	-	-	43.25	-	-	-	40	
			Target	-	-	5.00	-	-	10.00	-	-	30.00	-	-	40.00		
			Symbol	-	-	★	-	-	★	-	-	★	-	-	-		
Comment by Andy Fox on 13/06/2011																	
Q4 data is not available yet. Q3 commentary as follows: We are above target. The additional delivery of outcomes associated with the Positive Futures programme have added to this target.																	
We will formally review the impact of our Participation Strategy and refresh it based on evaluation.	Annual - 31/3	HoS P&I (Dick Pike)	Actual	-	-	-	-	-	-	-	-	-	-	-	3.57	7	
			Target	-	-	-	-	-	-	-	-	-	-	-	7.00		
			Symbol	-	-	-	-	-	-	-	-	-	-	-	▲		
Comment by Alex Holloway on 31/03/2011 Subject: Provisional data																	
Based upon the 203 schools that returned data, there are 647 vulnerable children out of 18114 on school councils (3.57%). This data is provisional.																	
CS088: % of 13-19 year olds who have been 'reached' by the youth service	Annual - 31/3	Sal Thirlway	Actual	-	-	-	-	-	-	-	-	-	-	-	-	29	
			Target	-	-	-	-	-	-	-	-	-	-	-	29.00		
			Symbol	-	-	-	-	-	-	-	-	-	-	-	-		
No Data or Comment Available																	
PAF C63: Participation of LAC in reviews	Monthly	John O'Connor	Actual	-	-	100.00	-	-	100.00	-	-	99.75	-	-	99.74	100	
			Target	-	-	100.00	-	-	100.00	-	-	100.00	-	-	100.00		
			Symbol	-	-	●	-	-	●	-	-	●	-	-	●		
No Comment Required																	
We will implement the three work streams of Brilliant Lincolnshire to build self esteem and aspiration in children and young people in Lincolnshire.	Quarterly	AD External	Actual	-	-	80.00	-	-	83.00	-	-	85.00	-	-	94.00	85	95
			Target	-	-	79.00	-	-	81.00	-	-	83.00	-	-	85.00		
			Symbol	-	-	●	-	-	★	-	-	★	-	-	★		
Comment by Clare Graves on 31/03/2011 Subject: Head of Service																	
We have exceeded the upwardly adjusted end of year target of 86% by a remarkable 8% , having supported 94% (340) schools to gain National Healthy Schools Status. This is a considerable achievement as engagement with the programme is entirely voluntary. We have reached this point by offering a core universal service alongside high quality targeted supporting response to individual schools needs. Of the remaining 6% (19) schools , 17 are intending to validate by July.																	



Children and Young People’s Plan (CYPP)
Performance for the period March 2011

Achieve Economic Well-Being

Please provide a few sentences to sum up performance in your outcome

Summary

For 16-19 LDD clients in EET ,this target is below profile at 79.2%. On investigation this appears to be mainly due to a lag in data entry. Measures are being put in place to ensure that this data is up to date before the next recording period.

Young offenders in EET has slightly improved and this target remains a focus of the youth Offending Service. In terms of 16-18 year olds in NEET, despite difficult circumstances, and in a period of rising adult unemployment we have been able to reduce those NEET below that for the same period last year.It should be noted that the year ended at 4.7% (Last years figure was 4.8%). This is better performance than last year and Lincolnshire is In the top grouping within the East Midlands.

There is a plan in place for all areas of underperforming although next year's indicators will be subject to change due to a refresh of priorities.

Status of targets, measures and data collection for all indicators within the outcome:

			Missing Data	Not due to be reported yet	TOTAL REPORTED
42%	33%	25%			
(5)	(4)	(3)	(0)	(0)	(12)

Things that are not working as well as planned

CS118: % 16-19 LDD clients in EET

Comment by: Malcom Ryan

This target is below profile at 79.2%. On investigation this appears to be mainly due to a lag in data entry. Measures are being put in place to ensure that this data is up to date before the next recording period. Here is also further work required around the descriptor of LDD (some judgement as to what constituted a 'learning difficulty' needs further clarification)

NI045 Young offenders engagement in suitable education, employment or training

Comment by: Sarah Rollitt

The proportion of young offenders (aged 10-17) who engaged in at least 25 hours of education, training or employment per week. This last quarter has seen a slight increase in those young people engaged in Education, Training and Employment, at 72.1%

NI117 16 to 18 year olds who are not in education, employment or training (NEET)

We did not achieve our target of 3.9%, recording 4.7%. This compares favourably to 2009/10 as a reduction from 4.8% has been achieved. Comparative data for 2010/11 is not yet available, however data from 2009/10 suggests that we would be in the top quartile of performers. Last year's national average was 6.4%

Things that are working well or better than planned

CS119: % participation in learning for young people with LDD leaving Yr 11

Concentrated effort has gone into ensuring that LDD are supported into learning from across locality teams

NI079 Achievement of a Level 2 qualification by the age of 19

No Comment Available

NI080 Achievement of a Level 3 qualification by the age of 19

No Comment Available

NI090 Take up of 14-19 learning diplomas

Comment by: Keith Batty

This is a significant increase on last year's performance, and well above a modest target set against an uncertain future for Diplomas since the change of Government. The new Government has stopped funding for development of new diplomas, and therefore this qualification's future is not clear.

CS054: % of young people aged 16-18 who are in employment with no training

A consequence of labour market changes (for the better)

Missing Data

Achieve Economic Well-Being

FirstOfCYPPStatement	MeasureName	Frequency	HOS Name	Series	30/04/2010	31/05/2010	30/06/2010	31/07/2010	31/08/2010	30/09/2010	31/10/2010	30/11/2010	31/12/2010	31/01/2011	28/02/2011	31/03/2011	2011/12	2012/13			
Prepare All Young People to Fulfil Their Potential In Education, Training and Employment																					
Increase participation in learning amongst 16-18 year olds, in particular: increase the volume and range of apprenticeships, implement new post 16 learning commissioning arrangements, reduce drop out from learning at age 17, increase Higher Education participation, increase participation for vulnerable groups, meet the September and January Guarantee.	CS119: % participation in learning for young people with LDD leaving Yr 11	Annually - 31/12	Hos CwD (Meredith Teasdale)	Actual	-	-	-	-	-	-	-	-	-	90.50	-	-	-	85			
				Target	-	-	-	-	-	-	-	-	-	85.00	-	-	-				
				Symbol	-	-	-	-	-	-	-	-	-	-	★	-	-		-		
	No Comment Available																				
	NI079 Achievement of a Level 2 qualification by the age of 19	end of School Year	Keith Batty	Actual	-	-	-	-	-	80.40	-	-	-	-	-	-	-	-	79	80	
				Target	-	-	-	-	-	79.00	-	-	-	-	-	-	-	-			
				Symbol	-	-	-	-	-	★	-	-	-	-	-	-	-	-			
	No Comment Available																				
	NI080 Achievement of a Level 3 qualification by the age of 19	end of School Year	Keith Batty	Actual	-	-	-	-	-	52.80	-	-	-	-	-	-	-	-	51	52	
				Target	-	-	-	-	-	51.00	-	-	-	-	-	-	-	-			
Symbol				-	-	-	-	-	★	-	-	-	-	-	-	-	-				
No Comment Available																					
NI090 Take up of 14-19 learning diplomas	end of School Year	Keith Batty	Actual	-	-	-	-	-	1427.00	-	-	-	-	-	-	-	-	480	495		
			Target	-	-	-	-	-	480.00	-	-	-	-	-	-	-	-				
			Symbol	-	-	-	-	-	★	-	-	-	-	-	-	-	-				
Comment by Alex Holloway on 31/08/2010 Subject: Head of Service																					
This is a significant increase on last year's performance, and well above a modest target set against an uncertain future for Diplomas since the change of Government. The new Government has stopped funding for development of new diplomas, and therefore this qualification's future is not clear. (comment by Keith Batty)																					
NI091 Participation of 17 year-olds in education or training	Annual - 31/3	Sal Thirlway	Actual	-	-	-	-	-	-	-	-	-	-	-	-	-	83.00	81	82		
			Target	-	-	-	-	-	-	-	-	-	-	-	-	-	81.00				
			Symbol	-	-	-	-	-	-	-	-	-	-	-	-	-	●				
No Comment Required																					
Reduce income poverty by increasing parental awareness of and access to benefits	Monthly	Meredith Teasdale	Actual	100.00	100.00	100.00	100.00	100.00	100.00	100.00	100.00	100.00	100.00	100.00	100.00	100.00	100.00	100	100		
			Target	100.00	100.00	100.00	100.00	100.00	100.00	100.00	100.00	100.00	100.00	100.00	100.00	100.00	100.00				
			Symbol	●	●	●	●	●	●	●	●	●	●	●	●	●	●				
No Comment Required																					
Reduce the number of young people not in Education, Employment or Training (NEET)	CS054: % of young people aged 16-18 who are in employment with no training	Annual - 31/3	Sal Thirlway	Actual	-	-	-	-	-	-	-	-	-	-	-	-	6.03	9			
				Target	-	-	-	-	-	-	-	-	-	-	-	-	9.00				
				Symbol	-	-	-	-	-	-	-	-	-	-	-	-	-			★	
	No Comment Available																				
	CS118: % 16-19 LDD clients in EET	Annually - 31/12	Sal Thirlway	Actual	-	-	-	-	-	-	-	-	-	-	79.20	-	-	-	86		
				Target	-	-	-	-	-	-	-	-	-	-	-	86.00	-	-			-
				Symbol	-	-	-	-	-	-	-	-	-	-	-	-	▲	-			-
	Comment by Andy Fox on 31/12/2010 Subject: Head of Service																				
	This target is below profile at 79.2%. On investigation this appears to be mainly due to a lag in data entry. Measures are being put in place to ensure that this data is up to date before the next recording period.																				
	NI117 16 to 18 year olds who are not in education, employment or training (NEET)	Annual - 31/3	Sal Thirlway	Actual	-	-	-	-	-	-	-	-	-	-	-	-	-	4.70	3.9	3.8	
Target				-	-	-	-	-	-	-	-	-	-	-	-	-	-	3.90			
Symbol				-	-	-	-	-	-	-	-	-	-	-	-	-	-	▲			
Comment by Alex Holloway on 27/05/2011 Subject: Data Entry Officer																					
We did not achieve our target of 3.9%, recording 4.7%. This compares favourably to 2009/10 as a reduction from 4.8% has been achieved. Comparative data for 2010/11 is not yet available, however data from 2009/10 suggests that we would be in the top quartile of performers. Last year's national average was 6.4%																					
NI148 Care leavers in education, employment or training	Monthly	Philip Hunt	Actual	71.43	66.67	64.44	66.67	74.42	74.42	76.74	76.74	76.74	76.74	76.74	76.74	76.74	76.74	76	77		
			Target	76.00	76.00	76.00	76.00	76.00	76.00	76.00	76.00	76.00	76.00	76.00	76.00	76.00	76.00				
			Symbol	▲	▲	▲	▲	●	●	●	●	●	●	●	●	●	●				
No Comment Required																					
Use Brilliant Lincolnshire as the umbrella approach for raising self esteem and aspirations	NI045 Young offenders engagement in suitable education, employment or training	Quarterly	YOS	Actual	-	-	73.17	-	-	72.17	-	-	72.14	-	-	74.13	80				
				Target	-	-	80.00	-	-	80.00	-	-	80.00	-	-	80.00					
				Symbol	-	-	▲	-	-	▲	-	-	▲	-	-	▲					
	Comment by Sarah Rollitt on 31/03/2011 Subject: Lead Officer																				
The proportion of young offenders (aged 10-17) who engaged in at least 25 hours of education, training or employment per week. This last quarter has seen a significant increase in those young people engaged in Education, Training and Employment, at 79.8%																					
NI147 Care leavers in suitable accommodation	Quarterly	Philip Hunt	Actual	-	-	86.67	-	-	93.02	-	-	97.67	-	-	97.67	95	96				
			Target	-	-	95.00	-	-	95.00	-	-	95.00	-	-	95.00						
			Symbol	-	-	▲	-	-	●	-	-	●	-	-	●						
No Comment Required																					



Service Management



Please provide a few sentences to sum up performance in your outcome

Summary

Legislation supporting Local Authorities and their Partners in delivering children's services currently sits within the Children Act 2004. This act requires Local Authorities to have in place local cooperative arrangements which facilitate agencies working together, with a focus on improving the lives of children and young people. The New Government very much supports the view that Local Authorities should choose those arrangements which best enable them to improve services to children young people and their families. The CYPSP are committed to continuing to working together where this will benefit children young people and their families.

The Apprenticeships, Skills, Children and Learning Act (ASCL) November 2009 introduced the new statutory requirements with updated guidance about working together for Children's Trusts and Safeguarding. The Government's position is that there should no longer be a legal imperative to dictate to Local Authorities and their Partners in how they should work co-operatively in meeting the needs and driving improvements in outcomes of children and young people in their area. There is to be an amendment to the ASCL Act reflecting this intention.

The coalition government supports effective local partnerships and is 'freeing them to address local issues with innovative solutions'.

The basic duty to co-operate will continue but the list of statutory partners will be reviewed. The Government have also introduced legislation to remove the duty to co-operate from schools, and revoke the current regulations.

Other proposed legislative changes to children's trusts will follow on from the announcement that there no longer a requirement to produce a Children and Young Peoples Plan (initially due for publication in April 2011) unless the local area wishes to do so. Also, how the plan is put together and what it contains will be for the local partners to decide.

Following its AGM the newly constituted CYPSP (reduced in membership from 46 to 18 seats) have agreed to continue with partnership arrangements, to work together and progress the development of Children's Services (including the production of a Lincolnshire Children and young peoples plan programmed for publication in September 2011) within the spirit of current legislation but have the flexibility to respond to any new legislation in the future.

The Sustainable Community Strategy Planning Group also having completed its consultation on future partnership arrangements within Lincolnshire concluded that:- Local Children's Partnership will also continue to be mechanism for promoting localised services for children young people and families although and as with the CYPSP will retain the flexibility to respond

to changes in future legislation.




The consultation also confirmed whilst very few partnerships are required by law and those that do are subject to review, the CYPSP & LSCB are to be retained in Lincolnshire.

The future role and function of the LCP's is to be considered alongside the re- organisation/ re- structuring of children's services across all agencies, and the CYPSP have endorsed the following as the revise/refreshed strategic themes: -

- Early Intervention and Prevention;
- Safeguarding;
- Aspiration & Wellbeing;
- Learning & Achievement;
- Best Use of Resources.

The decision was made by Children's Services DMT to cease task reporting from the end of quarter 3 (December 2010), in line with the agreed performance cycle for 2011/12 therefore the information included in this report represents the position at the end of quarter 3.

Status of tasks:

			Missing Data	Not due to be reported	TOTAL REPORTED
0% (0)	15% (2)	0% (0)	0% (0)	85% (11)	(13)

Things that are not working as well as planned

There are no recently reported tasks in this quarter that fall into this category

Things that are working well or better than planned

There are no recently reported tasks in this quarter that fall into this category.

Missing Data

There are no recently reported tasks in this quarter that fall into this category.

Service Management

FirstOfCYPPStatement	TaskName	Frequency	HOS Name	Series	30/06/2010	30/09/2010	31/12/2010	TaskEndDate	TaskCycleType	
Service Management										
Continue to develop early intervention and preventive working.	CST036: Review the Preventative Strategy	Quarterly	AD Sue Westcott	Symbol	-	-	-	01/09/2010	In Progress	
		No Comment Available								
Develop our Children's Trust arrangements to comply with new statutory guidance, in particular: "Establish a governance framework which clarifies the roles of Trust in relation to its sub structures and other strategic processes and structures"	CST041: Establish a governance framework which clarifies the role of the Children's Trust	Quarterly	AD Debbie Barnes	Symbol	●	●	-	-	In Progress	
		Comment by Debbie Barnes on 31/12/2010 Subject: Assistant Director								
		This is on hold subject to confirmation of legal changes								
Develop our Children's Trust arrangements to comply with new statutory guidance, in particular: "Produce a strategic plan for achieving the new statutory duties for CTA - April - Sept" and "Produce a commissioning strategy - Sept - March 2011"	CST040: Develop and implement a strategic framework for commissioning	Quarterly	Justin Hackney	Symbol	●	●	●	-	In Progress	
		Comment by Justin Hackney on 31/12/2010 Subject: Children's Trust Guidance currently being repealed by coalition. Fundamental work under way to redefine Children's Services Core Vision and Core Offer. Agreed with Assistant Director that work would be limited to a refresh of existing commissioning framework								
Embed equality and diversity.	CST043: Ensure all policies/strategies/functions implemented in CS are assessed for equality impact	Quarterly	AD Stuart Carlton	Symbol	●	●	-	-	In Progress	
		No Comment Available								
	CST044: Where possible, break down PIs against the six equality strands	Quarterly	John O'Connor	Symbol	●	▲	●	-	In Progress	
		Comment by John O'Connor on 31/12/2010 Subject: Head of Service Many of the indicators are already broken down by the equality strands. As the national indicator set is being revised additional work on breaking down indicators has been stopped. As children's services is reviewing its use of performance indicators this work will start once this has been completed. This is likely to be from April onwards.								
	CST045: Ensure consultation and engagement with young people	Quarterly	HoS P&I (Dick Pike)	Symbol	-	-	-	31/03/2011	In Progress	
		No Comment Available								
	CST046: Ensure that all contracts on the CS register have equality/diversity embedded in the process	Quarterly	Justin Hackney	Symbol	●	●	-	-	In Progress	
		No Comment Available								
CST047: Ensure those engaged with regulated services are reviewed annually by equality strand	Quarterly	AD Sue Westcott	Symbol	-	-	-	31/03/2011	In Progress		
	No Comment Available									
CST048: Ensure workforce planning reviews and acts upon equality and diversity considerations	Quarterly	AD Stuart Carlton	Symbol	●	●	-	-	In Progress		
	No Comment Available									
CST049: Review consultations and engagements with young people by Equality Data	Quarterly	John O'Connor	Symbol	-	-	-	31/03/2011	In Progress		
	Comment by John O'Connor on 31/12/2010 Subject: Head of Service Surveys sent out to children and families are analysed by those equality strands that we hold.									
Further progress the implementation of integrated services.	CST037: Implement integrated locality team	Quarterly	AD Sue Westcott	Symbol	-	-	-	30/06/2010	In Progress	
		No Comment Available								
	CST038: Implement web-based local scorecard	Quarterly	AD Stuart Carlton	Symbol	✓	-	-	30/06/2010	Completed	
No Comment Required										
CST039: Develop integrated locality working, with annual action plans and collaboration across LCPs	Quarterly	AD Sue Westcott	Symbol	●	-	-	-	In Progress		
	No Comment Available									
Implement a strategic approach to learning and development across the children's workforce.	CST042: Expand the range of learning and development activities designed/delivered in partnership	Quarterly	Sue Fletcher	Symbol	-	-	-	30/03/2011	In Progress	
		No Comment Available								
Implement an action plan for the delivery of Brilliant Lincolnshire.	CST035: Sign off of the Brilliant Lincolnshire Action Plan	Quarterly	AD Debbie Barnes	Symbol	✓	✓	-	30/09/2010	Completed	
		No Comment Required								